

Dear all,

As we begin distance learning, please know that our access to Google for Education and assistive technology tools will be a great resource.

Our tools can fill many of these gaps—from read-aloud, writing support, speech recognition, annotating PDF worksheets, to language needs—they help students gain learning independence. And the tools are ready for distance learning, so students get access to the curriculum wherever they are—at school or at home.

How our tools work for distance access:





We will continue to keep **EDUCATE by TADS** updated with assignments and grades.




GOOGLE FOR EDUCATION (GOOGLE SUITE)

Everything can be accessed from the Google **Apps** button (Launcher )




In addition to EDUCATE, Google's **Gmail**  will be used to communicate between students and faculty members. Students are familiar with how to use Gmail.





Google's "**Hangouts**" **Meet**  gives students and teachers another avenue of communication; video chat. Students have not used this tool in school yet. It will be important that the students continuously check their Gmail and Calendar. Below are some links to tutorials:


<https://www.youtube.com/watch?v=2jhTTzFMZkY>

*please note that it is often helpful to enable the Close Caption feature

Another form of communication that will be frequently used is Google **Classroom** . This helps students and teachers organize assignments, boost collaboration, and foster better communication. Most students are familiar with how to use Classroom.

Students and Faculty are familiar with the rest of the Google Suite:

- Google Drive 
- Google Docs 
- Google Sheets 
- Google Slides 

Google **Forms**  gives teachers a quick way to get feedback from students. They can also use it to make quizzes from any content - great for quick comprehension checks. Students are familiar with this program.

READ&WRITE 

Read&Write for Google Chrome offers word prediction, speech recognition, language support, reading accommodations, study tools and more. When students login to their @centrevillelayton.org student account, they get access to all of their personalized settings and resources by clicking on the purple puzzle piece that has an "rw" on it. This is located at the top right of the screen in the extension area. This program also offers a feature allowing students to edit .PDF files. The middle school students have been working with Mrs. Mayhart in Assistive Technology on how to use these tools.

https://training.texthelp.com/pluginfile.php/12645/mod_resource/content/1/PDF%20Reader%20-%20August%202017%20com.mp4

<https://youtu.be/UWyy8oXMHNA>

<https://www.youtube.com/watch?v=jhUXXBrXWOc>

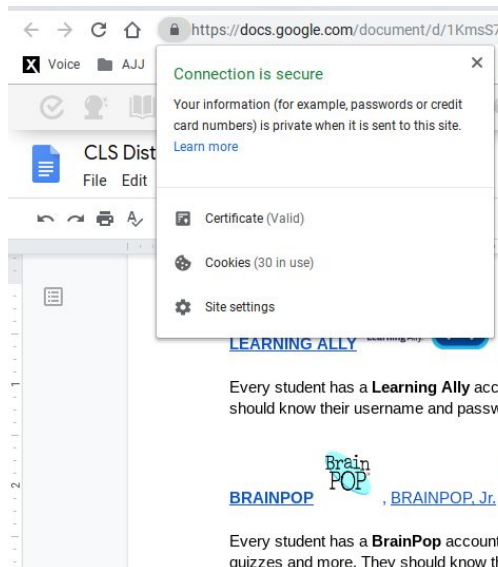


Every student has a **Learning Ally** account that they can use to listen to books (audiobooks). They should know their username and password. If they do not, please ask them to email Mrs. Jarrell.

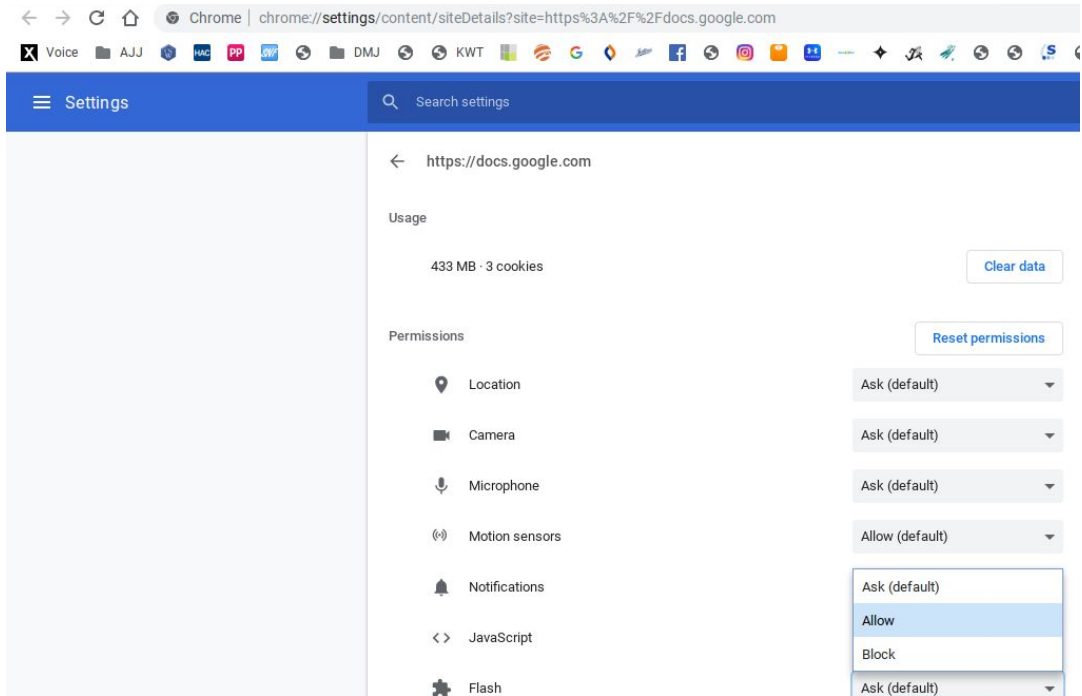


Every student has a **BrainPop** account that they can use to watch videos, complete vocabulary, take quizzes and more. They should know their username and password. For BrainPop all usernames begin with "cls" (clsclayton@centrevillelayton.org) If they do not remember, please ask them to email Mrs. Jarrell.

If you need **Flash Player**, please go to the address bar and click on the padlock. Then click on the gear that says Site Settings.



A new tab will open. Under Permissions look for Flash. Move to the right and click in the drop down box to select Allow



Next, close the tab and you will see at the top a line that states:

To apply your updated settings to this site, reload this page [Reload]
Click on the [Reload] button and you should be all set.



Please encourage students to use this program as one measure to check his or her work (copy/paste). It helps a great deal with typing, editing, spelling, and grammar errors. Remember to tell the students to delete his or her work after it has been checked as it is a shared account. Once you have logged in, you should not have to log in each time.

The sign-in is below:

ID: upper@centrevillelayton.org

Password: communicate

ID: middle@centrevillelayton.org

Password: write4fun